

YEAR 8

Weeks commencing 20th + 27th Feb 2023

Subject

Lesson and Resources

Notes / Extension Task

CORE SUBJECTS

ENGLISH

Here are the links to the English Studies for this half-term:-

[Dystopia Continuity of Learning BOOKLET - Jan 2023 - Word version](#)
[Dystopia Continuity of Learning BOOKLET - Jan 2023 - PDF Version](#)

MATHS

Lesson 1

Identify parts of a circle **Sparx M595**

Follow the links and answer the questions. Click the tick at the bottom to check your answers.

[Identify parts of a circle](#)

Lesson 2

Circumference of a circle **Sparx: 169**

Follow the links and answer the questions 1 to 3. Click the tick at the bottom to check your answers.

[Circumference of a circle](#)

Lesson 3

Arc lengths **Sparx: M280**

Follow the links and answer the question. Click the tick at the bottom to check your answers.

[Arc lengths](#)

Lesson 4

Proportion Unitary method

Follow the link and click on the play button and watch the video and answer the questions 1 to 9. Click the tick at the bottom to check your answers.

[Unitary method](#)

Sparx - How to Use

Notes:

Where relevant, find the Sparx Task by clicking on Independent Learning:





And then search for the relevant task in the Search bar:

Search for topics:	Your curriculum:
<input type="text" value="Enter topic name or code"/>	<input type="text" value="Key Stage 3"/>

Use the videos for support as you answer the questions.

Extension Tasks:

Complete all Compulsory, Target and XP Boost tasks at 100%

Subject	Lesson and Resources	Notes / Extension Task
MATHS	<u>Lesson 5</u> Proportion Unitary method Follow the link and click on the play button and watch the video and answer the apply questions. Click the tick at the bottom to check your answers. Unitary method	Sparx - How to Use <u>Notes:</u> Where relevant, find the Sparx Task by clicking on Independent Learning:  And then search for the relevant task in the Search bar:  Use the videos for support as you answer the questions. <u>Extension Tasks:</u> Complete all Compulsory, Target and XP Boost tasks at 100%
	<u>Lesson 6</u> Proportion Sparx: M478	
	<u>Lesson 7</u> Proportion Best buys Follow the link and click on the play button and watch the video and answer the questions 1 to 3. Click the tick at the bottom to check your answers. Unitary method	
SCIENCE	Lesson 1 – 8PL Light and Space - Magnetic fields	<u>To access lesson:</u> <ol style="list-style-type: none"> 1. Click on the link > Curriculum - Curriculum (continuityoak.org.uk) 2. Click on KS 3 Science > 3. Select correct topic> 4. Click on lesson number> 5. Select Lesson video/expand screen
	Lesson 2 – 8PL Light and Space – Magnetic forces	
	Lesson 3 – 8PL Light and Space – Electromagnets	
	Lesson 4 – 8PL Light and Space – Uses of electromagnets	
	Lesson 5 – 8PL Light and Space – Electric motors	

YEAR 8

Weeks commencing 20th +
27th Feb 2023

Subject

Lesson and Resources

Notes / Extension Task

FOUNDATION SUBJECTS

ART

This term we are doing a project on Locality

This task is the same as last lesson, this is because you should spend at least 3 hrs in total adding detail to your creation. If you start it at home, make sure you bring it to class to finish, otherwise you'll have to start a new one and you will have less time to add detail.

Task 1

Copy these words and definitions

Futurism	Futurism was an artistic and social movement that originated in Italy, in the early 20th century. It emphasized dynamism, speed, technology, and objects such as the car, the airplane, and the industrial city. It came after Cubism.
Ben Boothby	An American Contemporary artists who uses buildings as a starting point to create semi abstract work.
Contemporary	Off the time. A contemporary artists is an artist who is alive today and working. A contemporary architecture design would be one that has been created within this generation.


Task 2

Research Cubism and Futurism, and find out similarities and differences between them.

Notes: If you are UNSURE at any point, please contact Mrs Palomino with any questions and further guidance.

Task 3

Look at these images of Richard Diebenkorn and Ben Boothby




Task 4

Now create your own version of these images, using your sketches of the school from last lesson and the photographs of architecture you have from homework.

It should be about architecture, but it should be abstract and colourful.

Add your name, surname and class code to your work.

Keep it safe and bring everything to school on your return.

Subject	Lesson and Resources	Notes / Extension Task
DRAMA	<p>Look at the opening scene from Macbeth by William Shakespeare. If you were directing this scene, what would you have the actors playing the witches do? Think about how they could use voice and movement. Write instructions (we call these stage directions) for each line of what you want the witches to do as they are speaking.  MACBETH act one scene one 1.docx</p>	
FRENCH	<p>Here are the topics that we are studying this term:</p> <p>Going out and Staying in</p> <ul style="list-style-type: none"> - Free time activities - Weekend plans - Asking someone out - Going to a party - Favourite TV / Music / Film <p>Revise these topics here on BBC Bitesize:</p> <p>Hobbies Arranging to go out Future plans Film, TV, Music</p> <p>Practise the vocabulary from the French page in your Knowledge Organiser.</p>	<p>Notes:</p> <ol style="list-style-type: none"> 1. Watch the video on Bitesize and complete the activities. 2. Make a note of any new words in French and English 3. Then go to Quizlet and revise the vocabulary set. 4. Write a short paragraph (50 words) about the topic. Use opinions, past tense and future tense. Revise writing it out from memory – ask someone at home to test you if possible! <p>Quizlet - Join your Year 8 French group here:</p> <p>8X/FR1 – Miss Lee 8X/FR2 – Mrs Routley 8X/FR3 – Miss Castro 8X/FR4 – Miss Lee 8X/FR5 – Miss Castro</p> <p>Homework / Extension tasks:</p> <ol style="list-style-type: none"> 1. Active Learn. Go to https://www.pearsonactivelearn.com/app/Home Your username is your Regis School email. Your password is Tr5Reset22 Complete set tasks.

Subject	Lesson and Resources	Notes / Extension Task
<p>GEOGRAPHY (for lessons upto Easter break)</p>	<p>Follow the links below to watch and complete the Oak lessons. You will pause and complete all activities and record your work on the worksheet uploaded or in a notebook or on paper.</p> <p>Website: https://continuityoak.org.uk/Lessons And then go to GEOGRAPHY- YEAR 8- UNIT 2 POPULATION and complete lessons:</p> <p><u>Week beginning 20th February and 27th February:</u></p> <p>L1- What are the factors that influence population distribution? L2- What is the population explosion? L3- What are the potential consequences of overpopulation?</p> <p><u>Week beginning 6th March and 13th March:</u></p> <p>L4- How do population structures change over time? L5- How does the population structure change as a country develops? L6- What do population pyramids show?</p> <p><u>Week beginning 20th March and 27th March:</u></p> <p>L7- What strategies have been used to try and control population growth? L8- What are the impacts of an ageing population? L9- How is the UK managing an ageing population?</p>	<p>If you have finished all the tasks in the lesson and resources section and wish to continue some more geography work log on to Seneca using your school account.</p> <p>Search for KS3 Geography and work your way through the learning and quizzes for the topic you are currently learning.</p>
<p>HISTORY</p>	<p>https://classroom.thenational.academy/units/why-did-the-civil-war-break-out-in-1642-d5ce</p>	<p>You will need a pen and your book or a piece of lined paper.</p> <p>Open the link. Start the video and complete all instructions. You can pause the video if you need to.</p>

Subject	Lesson and Resources	Notes / Extension Task
MUSIC	Read the worksheet Off Beat.pdf and answer the questions.	
RELIGIOUS STUDIES <i>(all lessons up until end of term)</i>	Lesson 7: What do Hindus believe about respecting life? Hinduism.pptx	Notes: 1. Open the link and complete the lesson by following the instructions for each task.
	Lesson 8: How did Gandhi fight for equality? Hinduism.pptx	
	Hinduism Assessment.pptx	Notes: 1. Open the link and complete the lesson by following the instructions for each task. Send the completed assessment to Mrs Twinn on crystal.twinn@theregisschool.co.uk
	L1 Who is God.pptx	Notes: 1. Open the link and complete the lesson by following the instructions for each task.
	L2 Theism, Atheism and Agnosticism	
L3 The Design Argument		

Subject	Lesson and Resources	Notes / Extension Task
<p style="text-align: center;">SPANISH</p>	<p>Here are the topics that we are studying this term:</p> <p>Going out and Staying in</p> <ul style="list-style-type: none"> - Free time activities - Weekend plans - Asking someone out - Going to a party - Favourite TV / Music / Film <p>Revise these topics here on BBC Bitesize:</p> <p>Free time</p> <p>Inviting someone out</p> <p>Future tense</p> <p>TV, Music, Film</p>	<p>Notes:</p> <ol style="list-style-type: none"> 1. Watch the video on Bitesize and complete the activities. 2. Make a note of any new words in Spanish and English 3. Then go to Quizlet and revise the vocabulary set. 4. Write a short paragraph (50 words) about the topic. Use opinions, past tense and future tense. Revise writing it out from memory – ask someone at home to test you if possible! <p>Quizlet - Join your Year 8 Spanish group here:</p> <p>8Y/SH1 – Mrs Routley</p> <p>8Y/SH2 – Miss Castro</p> <p>8Y/SH3 – Miss Lee</p> <p>8Y/SH4 – Mrs Routley</p> <p>8Y/SH5 – Mr Thorpe</p> <p>Homework / Extension tasks:</p> <ol style="list-style-type: none"> 1. Active Learn. Go to https://www.pearsonactivelearn.com/app/Home Your username is your Regis School email. Your password is Tr5Reset22 Complete set tasks.